



# 6 BASIC COMPOSITION TECHNIQUES FOR PHOTOGRAPHERS

## 1. RULE OF THIRDS (AND THE GOLDEN RECTANGLE/FIBONACCI SPIRAL)




**USE A 3 X 3 GRID TO POSITION THE SUBJECT(S) OF YOUR IMAGES, PLACING THEM OFF-CENTER.**




***THE GOLDEN RECTANGLE, OR FIBONACCI SPIRAL IS BASED ON THE GOLDEN RATIO ([WATCH DONALD DUCK EXPLAIN THIS](#)). THE AREA OF HIGHEST INTEREST IN YOUR IMAGE SHOULD BE NEAR THE MIDDLE OF THE SPIRAL.***

## **2. LEADING LINES AND DIAGONALS**



**3.**


***DIAGONALS ARE DYNAMIC (THEY MAKE YOUR IMAGES MORE INTERESTING AND ENERGIZED)***



***LINE IS AN IMPORTANT COMPOSITIONAL ELEMENT OF ALL ART. LEADING LINES IN PHOTOGRAPHY MOVE YOUR EYE AROUND AN IMAGE.***

***MOST OF THESE GOOGLE SEARCH EXAMPLES ARE SIMILAR WITH A ROAD OR BRIDGE AND TWO STRAIGHT LINES, BUT LEADING LINES CAN BE CURVED AND THEY CAN BE REPEATED FOR GREATER EFFECT.***


### **3. FRAMING**



***USE THE WORLD AROUND YOU TO FRAME YOUR SUBJECT, NOT JUST THE CAMERA VIEWFINDER.***

***EMPHASIZE THE SUBJECT IN CREATIVE WAYS BY TAKING A MOMENT TO LOOK AROUND BEFORE SNAPPING A PHOTO.  
IN THE EXAMPLES ABOVE YOU WILL SEE PHOTOGRAPHERS USING ARCHWAYS, FENCES, TREES, COLUMNS, AND  
LANDSCAPES FEATURES TO FRAME THE SUBJECT.***


## ***4. PATTERN AND REPETITION***



***PHOTOGRAPHERS USE THE ELEMENTS OF PATTERN AND REPETITION TO CREATE INTERESTING IMAGES.***

***CREATE A FOCAL POINT IN YOUR COMPOSITION WHERE THE PATTERN IS BROKEN.***


## 5. BALANCE



**USE SYMMETRICAL OR ASYMMETRICAL BALANCE TO COMPOSE YOUR IMAGES. SYMMETRICAL BALANCE IS ROUGHLY THE SAME ON BOTH SIDES – ASYMMETRICAL BALANCE IS NOT.**

**IF YOU HAVE A LOT OF VISUAL INTEREST (SUCH AS REPETITION, PATTERNS, TEXTURE, OR LINES) IN ONE AREA OF YOUR IMAGE, BALANCE IT WITH A SIMPLE BACKGROUND OR A SIMPLE SHAPE/OBJECT IN THE REST OF THE IMAGE.**

## **6. SIMPLIFICATION**



***GET CLOSER TO YOUR SUBJECT AND USE THE CAMERA TO CROP OUT DISTRACTING BACKGROUND ELEMENTS. IN A LANDSCAPE, CROP OUT ALL BUT A FEW ELEMENTS AGAINST THE GROUND OR SKY.***

***FOCUS ON THE MOST IMPORTANT PART OF A SCENE AND CUT OUT THE REST.***

***LOOK FOR INTERESTING DETAILS IN YOUR SUBJECT, SUCH AS COLOR, TEXTURE, LINE, SHADOWS, BODY LANGUAGE AND FACIAL EXPRESSIONS.***



